




# NUMERELE DE LA 1 LA 10

Scrie numerele de la 1 la 10 în ordine crescătoare.





# ADUNĂRI CU IMAGINI


Calculează și scrie rezultatul corect.



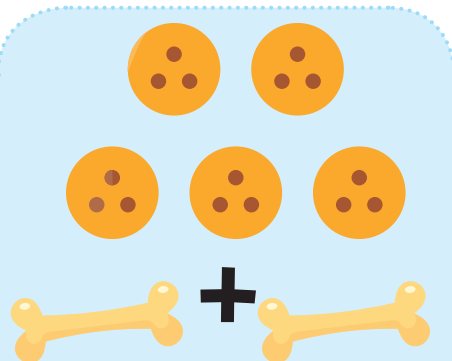
$2 + 1 = \underline{\quad}$



$1 + 3 = \underline{\quad}$




$2 + 2 = \underline{\quad}$




$5 + 2 = \underline{\quad}$





$3 + 5 = \underline{\quad}$



$3 + 3 = \underline{\quad}$



$1 + 5 = \underline{\quad}$



$6 + 3 = \underline{\quad}$

# TRASEAZĂ ȘI CITEȘTE

Trasează literele mari și mici, apoi citește-le.



Aa




măr

Ăă



pâine


Ââ




Bb



Cc



Dd




Ee



Ff



Gg



Hh



Ii



Îî



Jj



Kk




Ll



Mm



Nn




Oo



Pp



Qq



Rr



Ss



Șș



Tt



Țț



Uu




Vv



Ww



Xx



Yy



Zz

# CITEȘTE ȘI COLOREAZĂ

Colorează imaginea folosind codul culorilor.



verde

am



galben

ai



albastru

are



portocaliu

avem




gri

aveți








roz

au




# NUMĂRĂ PÂNĂ LA 10

Numără obiectele din fiecare mulțime și scrie câte sunt.



# NUMĂRĂ SILABELE


Privește imaginile și spune ce reprezintă.  
Încercuiește numărul de silabe pentru fiecare cuvânt.




1 2 3



1 2 3




1 2 3




1 2 3



1 2 3



1 2 3



1 2 3




1 2 3



1 2 3



1 2 3



1 2 3



1 2 3

# FORME ȘI FIGURI GEOMETRICE

Încercuiește obiectul care se aseamănă cu forma indicată în colțul din stânga sus.

